

# Register and Activate the DUO Mobile App

## Download Duo Mobile App

To use a smartphone or a tablet for Two-Factor Authentication, the Duo Mobile app must be downloaded and installed on the device.

[Duo Mobile for iPhone](#)

[Duo Mobile for Android](#)

[Duo Mobile for Windows Phone](#)



## Register a Smartphone or tablet

To register a smartphone or tablet, login to the [Two Factor Authentication website](#) with your eName and ePassword.

Click on the Register Device link on the right side of the Two-Factor Authentication page.

## Two-Factor Authentication

Two-factor authentication makes your account more secure by using a name and password. When you log into any service setup with Colorado State University's Duo Security, an additional layer of security is added to your account. This is done by using the Duo Security app, receiving a text message, or using a phone call.

View [Help Document](#)

Opt In			
<input checked="" type="checkbox"/> Enable Two-Factor Authentication			

Registered Devices			
Device Name	Number	Extension	Action
			<a href="#">+ Register Device</a>

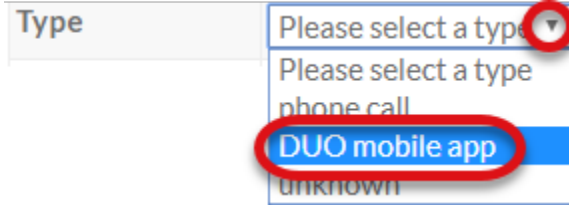
Provide a unique Device Name (Smartphone, tablet, iPhone, Android, etc.) for the device.

Device Name	Smartphone
Phone Number	970

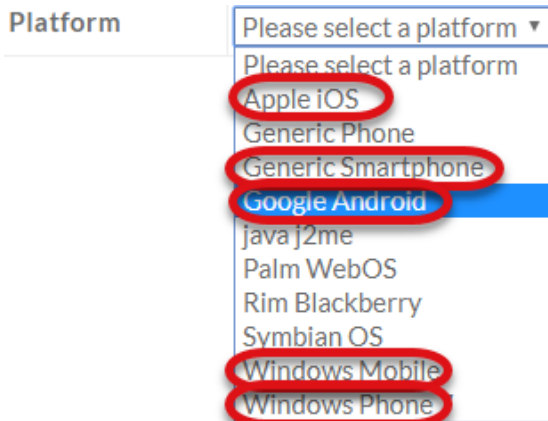
optional for a smartphone

A phone number is not needed for a tablet but it is optional when registering a smartphone. If a phone number is added, users will have the option to receive a phone call from DUO on their smartphone for authentication.

Click on the Type dropdown and select DUO mobile app.



Click on the Platform dropdown to select the device platform, Apple iOS, Google Android, Windows Phone 7, etc.



Click the Save button to save the device information.

### Add Device

Device Name	Office Phone
Phone Number	070
Extension	

### Google\Android example

Device Name	Google Android
Phone Number	
Extension	
Type	DUO mobile app
Platform	Google Android

### iPhone example

Device Name	iPhone
Phone Number	
Extension	
Type	DUO mobile app
Platform	Apple iOS

## Activate duo Mobile App

To Activate the DUO mobile app, open the Duo Mobile app and then click on the + icon in the upper right corner.



Scan the barcode on the Two-Factor Device Activation page with the Duo Mobile app's barcode scanner.

## Two-Factor Device Activation


Device Name	Number	Platform
Mobile	+1 [REDACTED]	Google Android

Once created, devices need to be linked to your account. Launch the Duo Mobile App on your device, click the "+" icon at the top right, then scan the image below.



Scan barcode from the Duo Mobile app

When the DUO Mobile app activates, the app will display Colorado State University as an account.



Click on the Return link from the Two-Factor Device Activation page to display Registered Devices.

## Two-Factor Device Activation

Device Name	Number	Platform
Mobile	+1 [REDACTED]	Google Android

Once created, devices need to be linked to your account. Launch the Duo



[Return](#)

## Register another Device

To register another device, click on the Register Device link.

Registered Devices						<a href="#">+ Register Device</a>
Device Name	Number	Extension	Platform	Activated	Action	
Mobile	1 [REDACTED]		Google Android	True	<a href="#">reactivate</a> <a href="#">delete</a> <a href="#">modify</a>	

[Register a the DUO Mobile app](#)

[Register a Phone Number](#)